


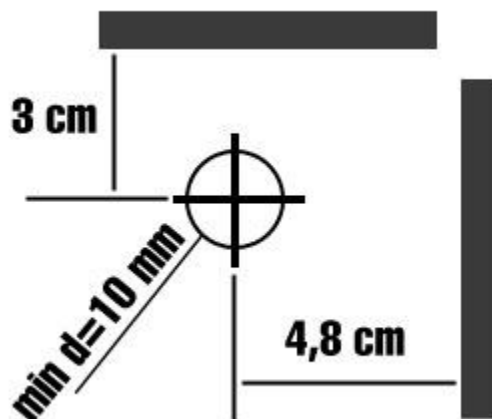
1. Please read operation instructions carefully before using the product.
2. The product operates with electricity. From this term it is considered as a dangerous products and has to be treated with care.
3. Do not let children touch or play with this product to prevent accidents.
4. Keep the products clean and tidy. Do not put the wire or box into water or other liquid. Before cleaning the products, plug it out.
5. The product is made for the purpose of using it in private saunas and infrared cabins. Do not use the products for other means.

## INSTALATION

1. Hold the lamp in the intended installation location and mark both sides of the corner closest to the power cable.



2. Remove the lamp and mark the location for the power cord.
3. Drill a hole of appropriate size through the sauna ceiling. The whole must be big enough to feed through adaptor (The diameter should be at least 10mm).



4. Use the supplied screws to attach the lamp in place.

## **TECHNICAL DATA**

1. Temperature heat proofed from -15 °C up to 130 °C
2. Flicker free
3. 20 000 hours of life time – maintenance-free. After 8h do not use the product for 4h in order to keep the life time of the LED longer.
4. Dimension: 62\*31\*3,5 cm
5. Net weight: 3,5 kg
6. Gross weight: 4 kg
7. Input voltage: 230/110V AC, output voltage 12V DC
8. Power: 50W

## **OPERATION**

The colors can be changed via pressing the button on the machine or via the remote control.

The WM384D has 4 automatic programmes.

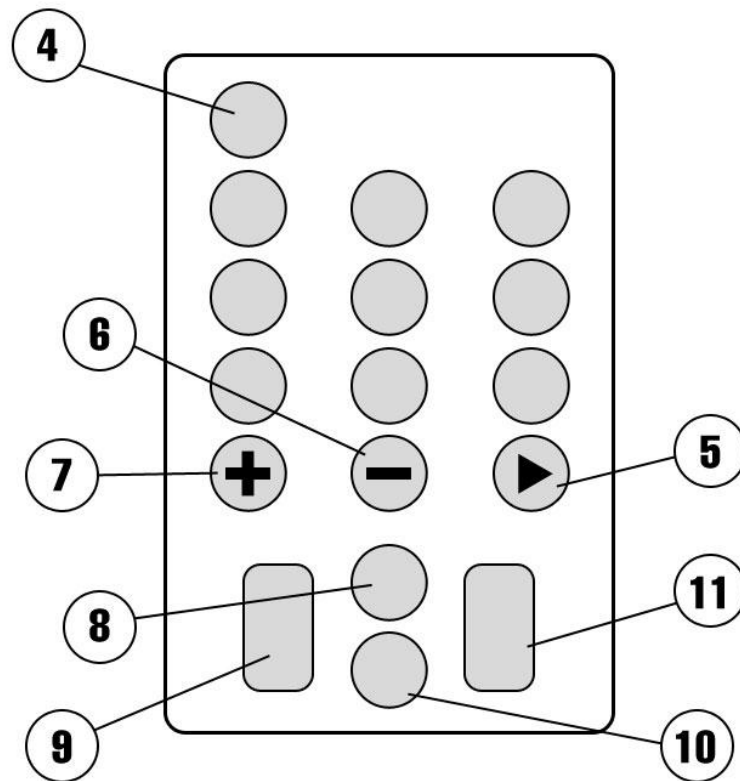
PROGRAMME 1: Approximately 80 mixed color run with about 8 minutes in the transition (beginning with red color: PINK-PURPLE-BLUE-GREEN-GREEN-LIGHT GREEN-YELLOW-LIGHT ORANGE- DARK ORANGE-...

PROGRAMME 2: Approximately 80 mixed color run with about 8 minutes in the transition (beginning with green color: LIGHT GREEN-YELLOW-LIGHT ORANGE-ORANGE-DARK ORANGE-RED-PINK-PURPLE-BLUE-BLUE GREEN-...

PROGRAMME 3: Approximately 80 mixed color run with about 8 minutes in the transition (beginning with blue color: BLUE GREEN-GREEN-LIGHT GREEN-YELLOW-LIGHT ORANGE-ORANGE-DARK ORANGE-RED-PINK-PURPLE-...

PROGRAMME 4: Approximately 80 mixed color run with about 8 minutes in the transition (beginning with light orange color: ORANGE-DARK ORANGE-RED-PINK-PURPLE-BLUE-BLUE GREEN-GREEN-YELLOW-...

## REMOTE CONTROL



4 – ON/OFF (Switching the product on or off)

5 – PLAY (Selecting one of 12 colors)

6,7 – BRIGHTNESS (Adjusting the brightness of light + or -)

8,9,10,11 – PROGRAMM (Selecting programs 1-4)

## COLORS

**WHITE** – It's beneficial to begin and end a color therapy session with white to stabilize the energy system of the individual and to give it an overall boost.

**RED** – Helps to increase blood circulation and increases the sense of well-being and vitality.

**GREEN** – Calmness and inspires at the same time. It will help with lung problems, bronchitis, tired nerves, headaches and arthritis.

**BLUE** – Calming effect and brings great relaxation. It will also help with nervous irritations, sleeplessness, restlessness and anxiety.

YELLOW – Enhance general well-being, it helps to remove melancholy and strengthens the nerves. Its balancing effect on the digestive system can help with stomach problems.

PURPLE – A good color for improving immunity, cancerous conditions and arthritis. It also purifies the system and is an excellent color for headaches and migraine.

LIGHT BLUE – Helps with respiratory illness or throat infections.