

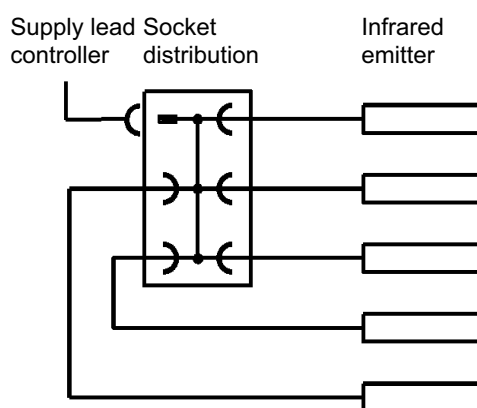
Infrared emitter Vitae 350 - 500 - 750

For infrared warm cabins

Housing: chrome steel
 Reflector: high-gloss polished aluminium
 Covering grille: with protective flock spray
 Choice of installation: horizontal or vertical, no ceiling suspension

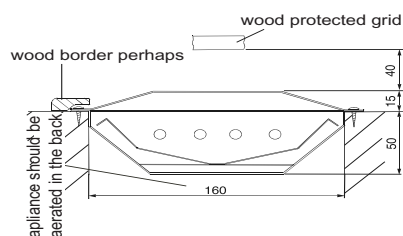
Completely premounted with 3 m silicone connecting cable
 3 x 1.5 mm² and ready-made connecting plug.

Connection diagram

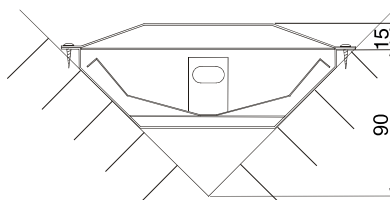


Max. 4 pieces for 750 W per emitter (3500W)

vertical assembly on the cabin wall



vertical assembly in the cabin corners

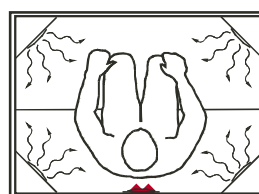


PHILIPS
 INFRARED

infrared
 cool
 heat



MADE IN GERMANY



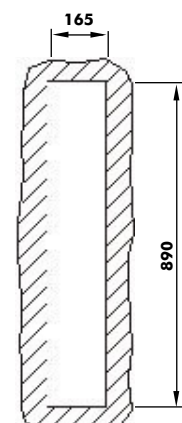

Do not place the radiator directly behind the back! Recommended distance between radiator and body about 50 cms.



For a too long time looking in the emitter, your eyes can be damaged.

Front sight

Cut-out of the wall



Art.No.	electrical connection	Power	Emitter	Spectrum	Dimensions H/W/D in cm	Cut-out for mounting in cm	Weight without package	For operation with control units
94.2865	230 V N AC 50 Hz	350 W	Philips	1,4 - 10µm IR-A IR-B IR-C	87 / 18,5 / 6,5	89 x 16,5	ca. 2,5 kg	60 IR EMOTEC HIC 75
94.2576		500 W						
94.2577		750 W						

Subject to technical modifications