

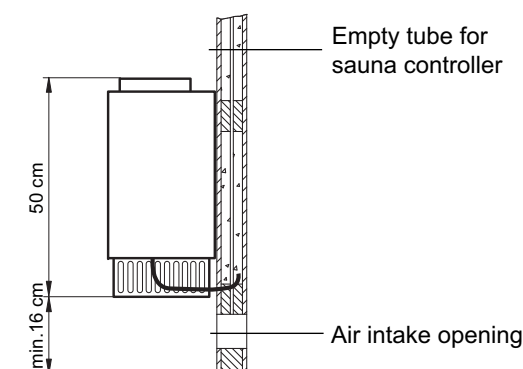
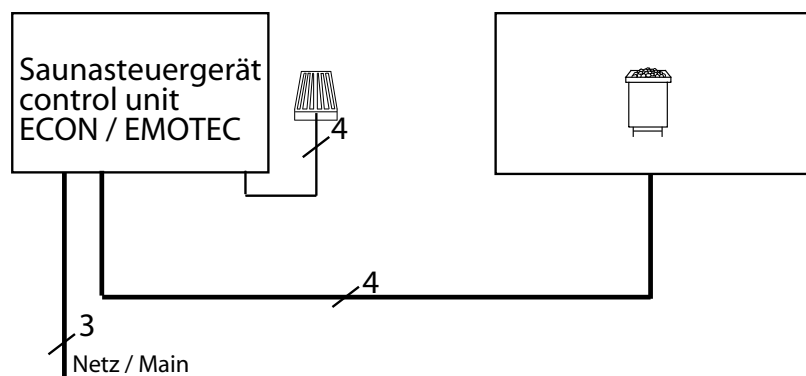
Sauna heater Mini

For the small sauna

Outer shell: bright high-grade steel
 Inner shell: high-grade steel
 Rear wall: high-grade steel
 Stone basket: high-grade steel
 Stone filling: 8 kg incl.

Connection to 230 V N AC with separate 16 A fuse possible.

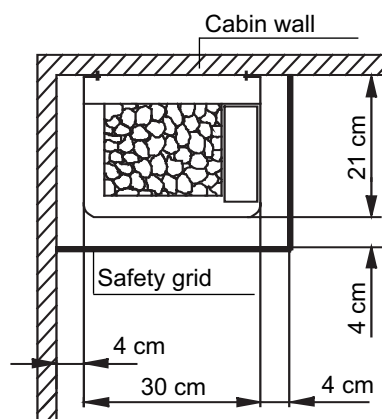
Connection diagram



Wall mounted heater for the small sauna



CE IP x4 PG
 MADE IN GERMANY



Art.-No.	Outer shell	Capacity acc. DIN	Electrical Connection	Fuse control unit in A	Installation dimensions H/W/D cm	For cabin size	Minimum dimensions of air intake and exhaust vents	Weight without stones without package	Stone filling	Connecting cable main - control unit in mm ²	Connecting cable control unit - heater in mm ²	For operation with control units
94.2444	high-grade steel	3,0 kW	N AC 50 Hz 230 V	1 x 16	66* / 30 / 20	3 - 5 m ³	20 x 4 cm **	8,5	8 kg	3 x 1,5	4 x 1,5	ECON A1 ECON A2 ECON H2 EMOTEC B6000 EMOTEC DC9000 EMOTEC DC9000 DB/DL EMOTEC HCS 9003 EMOTEC HCS 9003 DB/DL EMOTEC HIC75

All cross sections of a line are minimum diameters in mm² (Copper line)

* or in accordance with the instructions of the cabin manufacturer ** during 16 cm ground clearance

Subject to technical modifications