

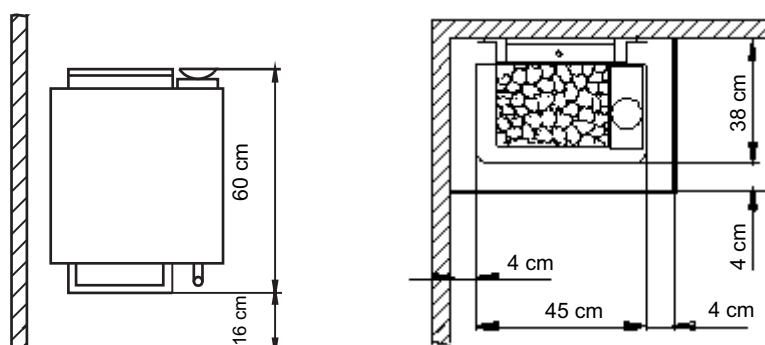
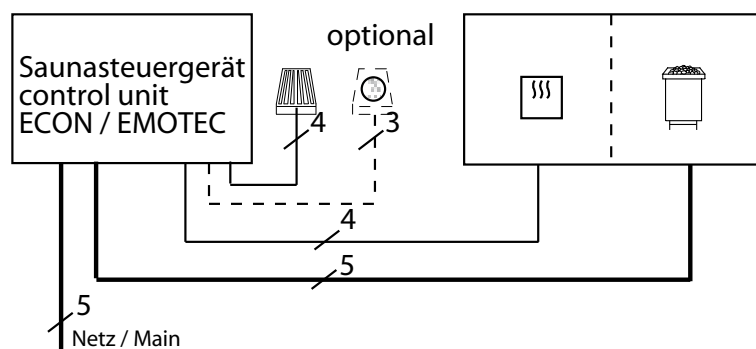
## Sauna heater Bi-O Tec

### For the family sauna

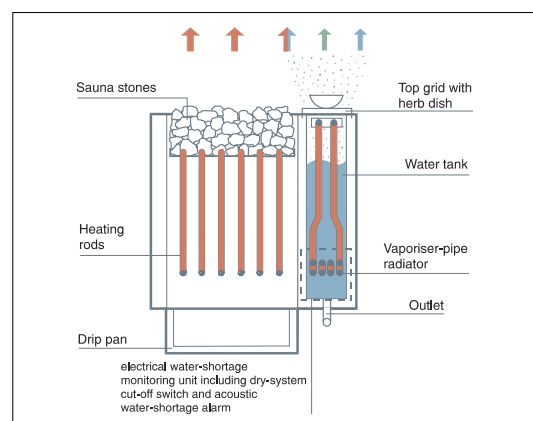
Outer shell: bright high-grade steel or anthracite pearl effect  
 Inner shell: bright high-grade steel  
 Water container: for approx. 5 litres  
 Stone filling: 15 kg incl.

High-quality elegant diecast aluminium cover.  
 High-grade steel herb bowl to hold the herbs, aromatic oils and essences.  
 Electrical low-water monitor incl. Dry-running protection and lowwater buzzer.

### Connection diagram



CE  IP x4   
 MADE IN GERMANY



Art.-No.	Outer shell	Capacity acc. DIN	Vaporiser -capacity -volume	Electrical Connection	Fuse control unit in A	Installation dimensions H/W/D cm	For cabin size	Minimum dimensions of air intake and exhaust vents	Weight without stones without package	Stone filling	Connecting cable main - control unit in mm²	Connecting cable control unit - heater in mm²	Power switch gear (LSG) needed	For operation with control units
94.2605	anthracite	6,0 kW	1,5 kW	3N AC 50 Hz 400 V	3 x 16	76**/ 45 / 38	6 - 8 m³	35 x 4 cm *	16,5 kg	15,0 kg	5 x 2,5	5 x 1,5 & 4 x 1,5	no	ECON H2 EMOTEC HCS 9003 EMOTEC HCS 9003 DB/DL
94.2608	high-grade steel		5 l											
94.2606	anthracite	7,5 kW	2,0 kW				7 - 10 m³	35 x 5 cm *	17,0 kg					
94.2609	high-grade steel													
94.2607	anthracite	9,0 kW	5 l				9 - 14 m³	35 x 6 cm *	17,5 kg					
94.2610	high-grade steel													

All cross sections of a line are minimum diameters in mm² (Copper line)

\* or in accordance with the instructions of the cabin manufacturer \*\* during 16 cm ground clearance

Subject to technical modifications